

OMV – Industrial Leader. A Study.



So much of OMV can be found in Austria ...

- ▶ The OMV contributes/secures **23,000 Austrian jobs**.
- ▶ With a **gross added value of €5.6bn**, OMV is responsible for almost 2% of the economic performance. This means: OMV adds a value that equals one fourth of what Austrian tourism is contributing.
- ▶ The highly qualified and well-paid jobs of OMV and its suppliers contribute above average to the Austrian payroll taxes and social security system. OMV's activities correspond to **4% of Austrian employment-related taxes**.

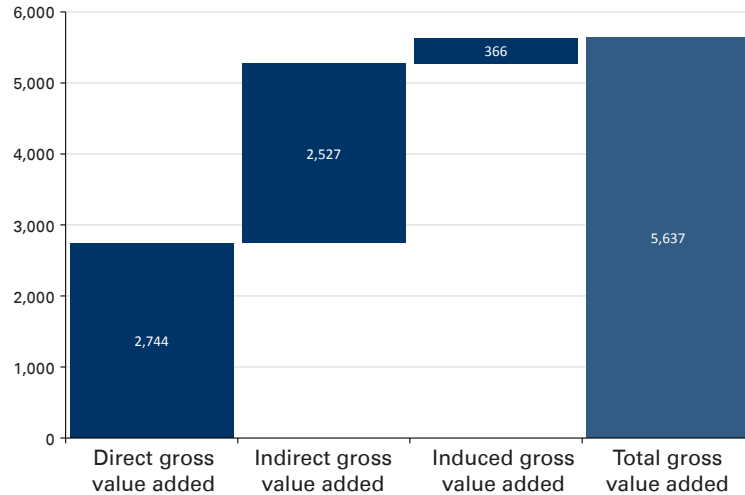
... and this is how much of OMV can be found in Vienna and Lower Austria

- ▶ In Lower Austria, the contribution to the GDP amounted to 4.7% in 2011. It is just as important as tourism and contributes/secures 13,000 jobs.
- ▶ In Vienna, the contribution to the economic performance was 3.1%. This equals the contribution of the retail sector. OMV secures 6,000 jobs.

... and: Since 2000, more than €1bn were paid to the ÖIAG in dividends.

2% of the Austrian GDP are borne by OMV

The added value amounts to one fourth of what tourism contributes in Austria



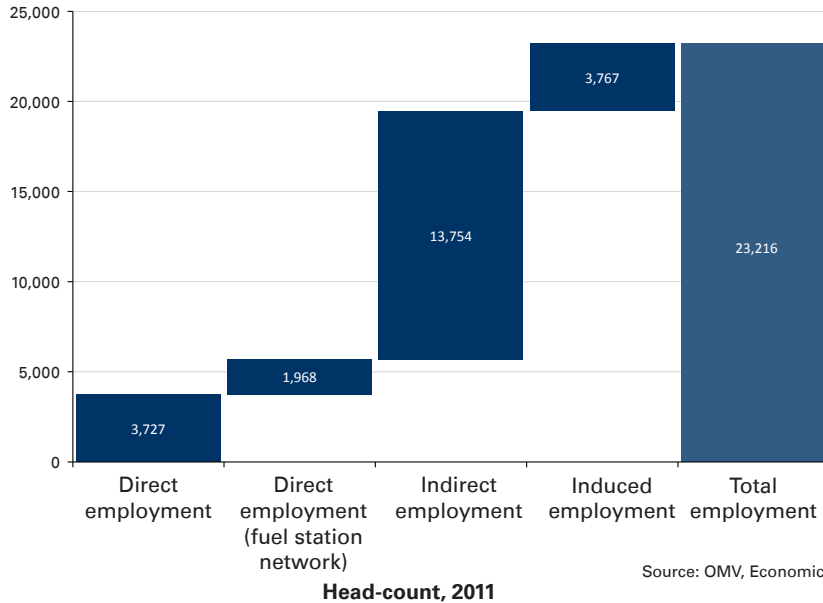
in mio. €, 2011

Source: OMV, Economica

**Contribution to
the economic performance: 2%**

OMV secures 23,000 jobs

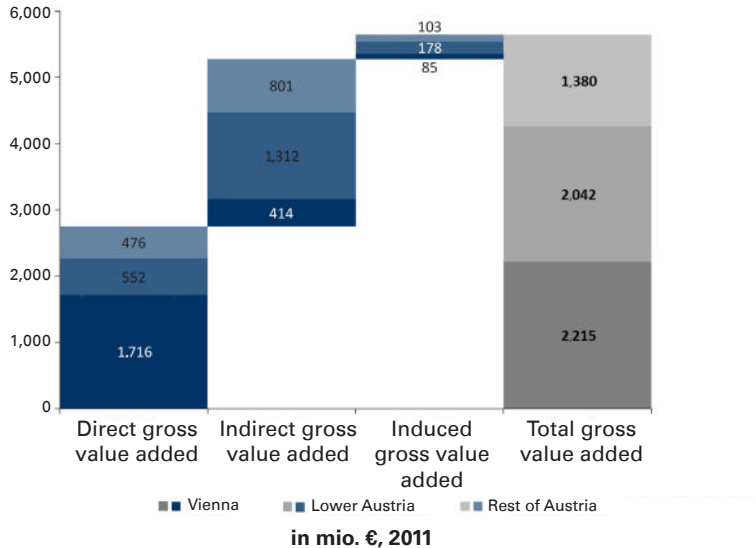
The same amount as the retail food sector



Contribution to
Austrian employment: 0.5%

OMV – A key factor in the regional economy

Contribution to the regional GDP: 4.7% in Lower Austria and 3.1% in Vienna

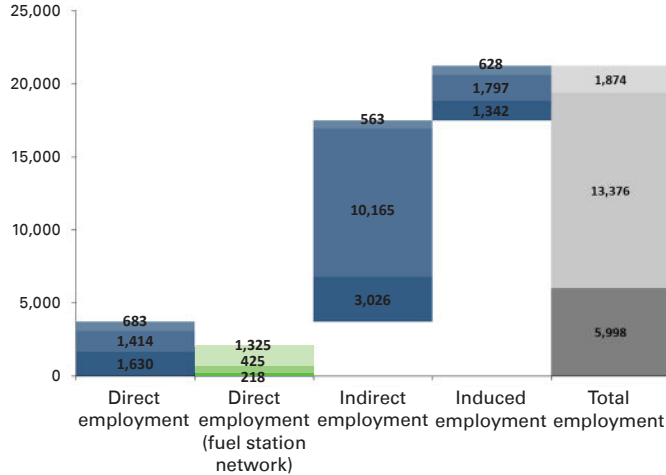


Source: OMV, Economica

Comparative Sectors:
Vienna: Retail
Lower Austria: Tourism

OMV secures jobs in the region

More than 6,000 jobs in Vienna, over 13,000 jobs in Lower Austria



Head-count, 2011

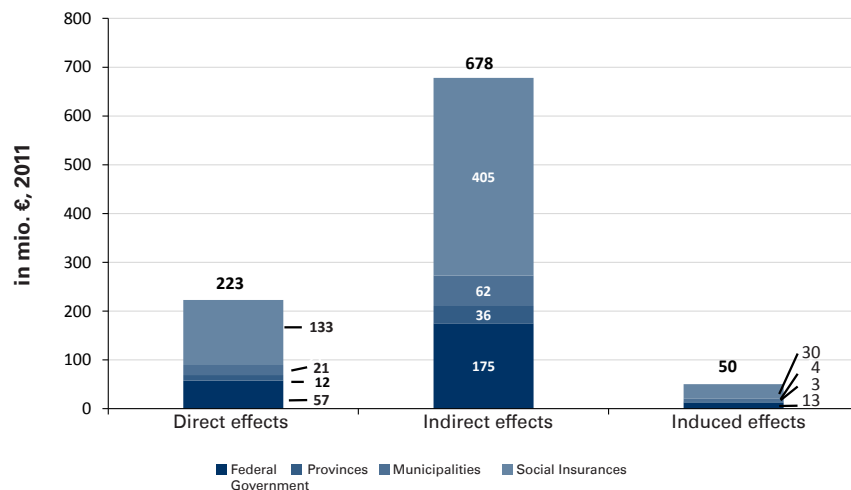
Source: OMV, Economica

Contribution to Lower Austrian employment:
1.7% (half of gastronomy)

Contribution to Viennese employment:
0.7% (half of the accommodation sector)

OMV contributes above average to Austrian payroll taxes and social security system

Payroll taxes and social security contributions



Total contributions: €951m

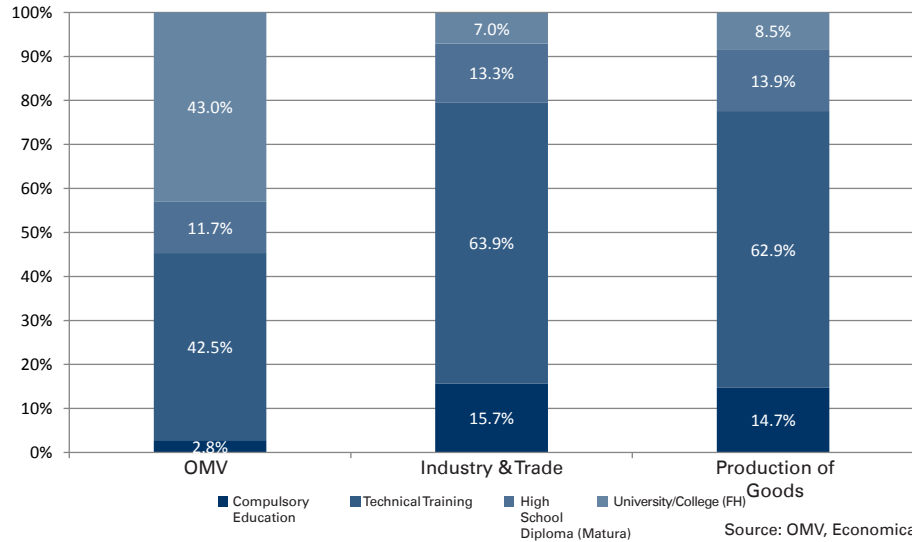
0.5% of the jobs generate

4% of the total salary-related
tax revenues & social
security contributions

Source: OMV, Economica

Above-average qualification among employees

OMV relies on university graduates and specialized personnel



First employment of a TU graduate in Austria: €20,559.5 in taxes and social security contributions (about €6,663.9 more per year than the average university graduate).

Note: Share of employees with the highest level of completed schooling.

The comparison with the Austrian average is based on the Microcensus Labor Force Survey's Annual Data 2012.